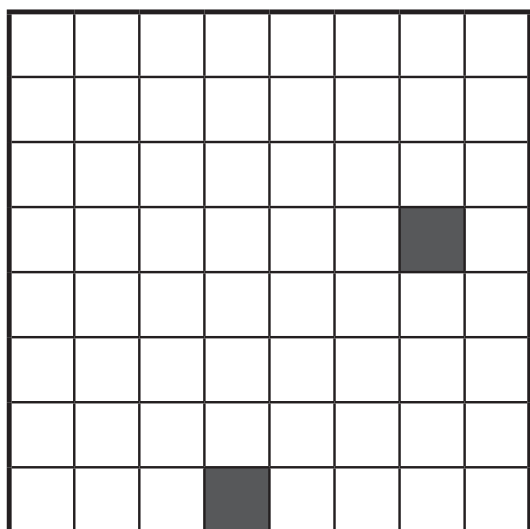




Nestačila vám  
První luštitelská pomoc?  
Tak tady je  
pomoc poslední!

# SNAKE

## ZÁKLADNÍ PRAVIDLA



5

5

2

5

1

4

1

3

4 2 4 3 4 4 2 3

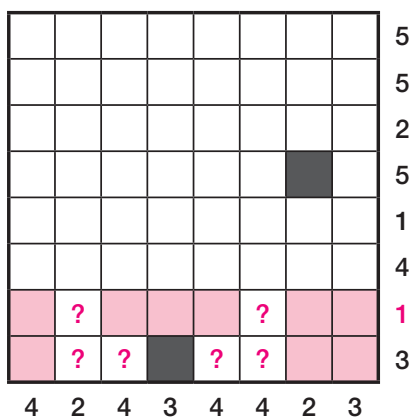
■ Vaším úkolem je nakreslit mezi dvěma tmavými poli spojitou linku – hada.

■ Hada se nesmí nikdy dotýkat sám sebe (ani diagonálně).

■ Číslo podél mřížky určuje, kolik polí bude mít had v daném řádku nebo sloupci.

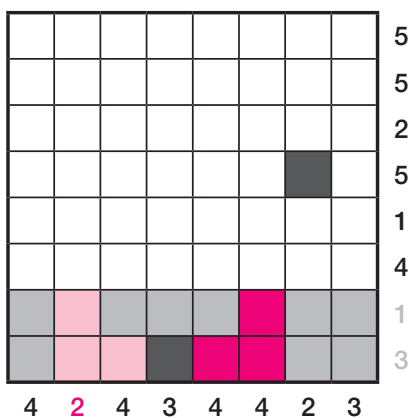
## POSTUP

1)



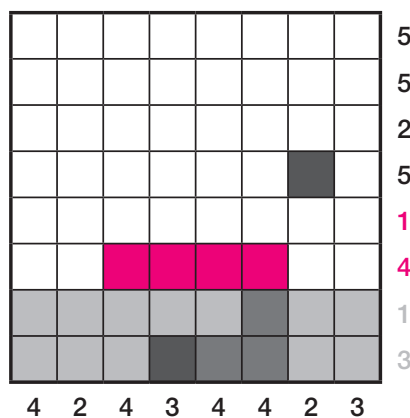
4 2 4 3 4 4 2 3

2)



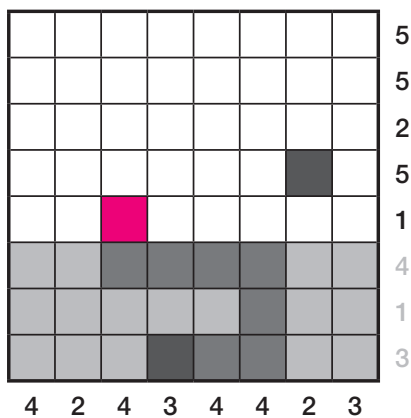
4 2 4 3 4 4 2 3

3)



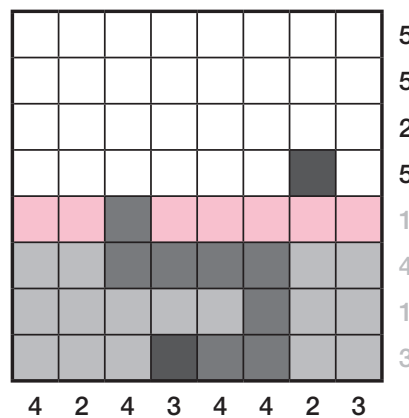
4 2 4 3 4 4 2 3

4)



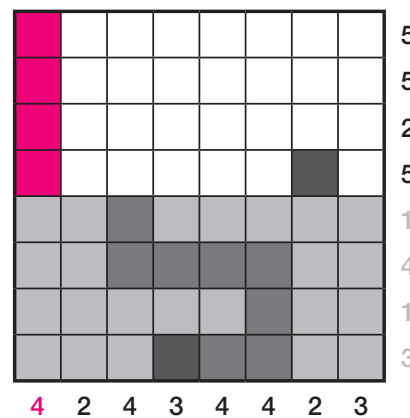
4 2 4 3 4 4 2 3

5)



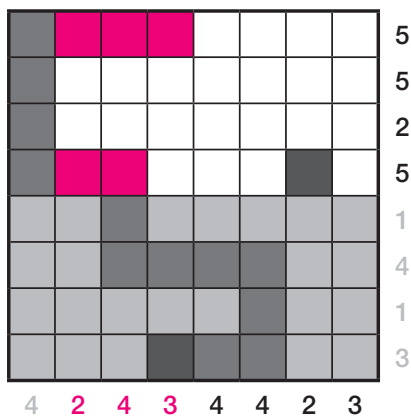
4 2 4 3 4 4 2 3

6)



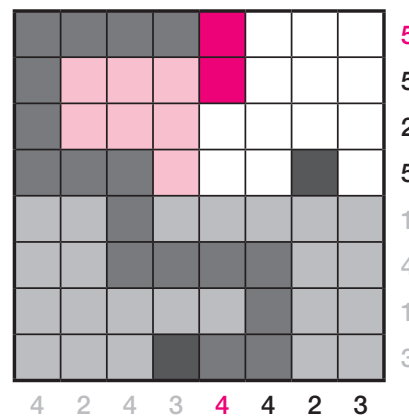
4 2 4 3 4 4 2 3

7)



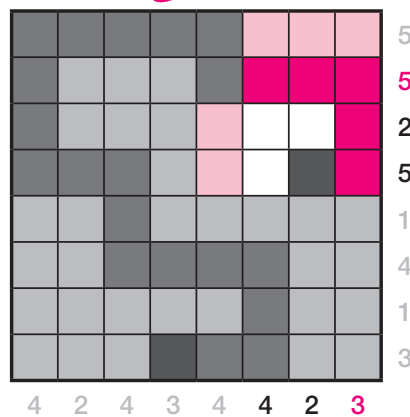
4 2 4 3 4 4 2 3

8)



4 2 4 3 4 4 2 3

9)



4 2 4 3 4 4 2 3